

# HDPE PIPES

## CATALOG



**A.A.H Plast LTD.**

Plastic and F.R.P works for industry

# Table of Contents

## HDPE pipes - Straight

4-10



Material: HDPE-100  
SDR: 26,21,17,13.6,11  
Standard: ISO4427  
PN: 6,8,10,12.5,16  
Diameters: 75 to 315 mm  
Uses: Transporting water and wastewater under pressure.

## HDPE pipes - Coils

11-15



Material: HDPE-100  
SDR: 26,21,17,13.6,11  
Standard: ISO4427  
PN: 6,8,10,12.5,16  
Diameters: 75 to 160 mm  
Uses: Transporting water and wastewater under pressure.

## HDPE pipes - Supplied on Drums

16-20



Material: HDPE-100  
Standard: ISO4427  
SDR: 11,13.6,17  
PN: 10,12.5,16  
Diameters: 75 to 225 mm.  
Uses: Transporting water and wastewater under pressure.

## HDPE pipes - Slotted

21-24



Material: HDPE-100  
Standard: ISO4427  
SDR: 21,17,13.6,11  
Diameters: 75 to 400 mm.  
Uses: Drainage and channeling systems.

## HDPE pipes - perforated

25-26



Material: HDPE-100  
Standard: ISO4427  
SDR: 21,17,13.6,11  
Diameters: 75 to 400 mm.  
Uses: Drainage and channeling systems.

New production lines operating according to the world's most advanced technologies, including computer and quality control systems that provide control of the entire production process while maintaining maximum accuracy in accordance with the provisions of the Israeli Industrial ISO4427.

HDPE pipes have a very long lifespan and are highly resistant to pressure and weight Polyethylene pipes are connected in the field using butt welding (B.W.) or electric welding (electrofusion).

The pipes are used to transport water at high pressure, convey sewage under pressure and gravity, transport fluids in the chemical industry, supply water to agricultural systems, and more.

Our company manufactures polyethylene pipes from 75 mm to 315 mm in diameter in all grades.



## Certificates and Standards



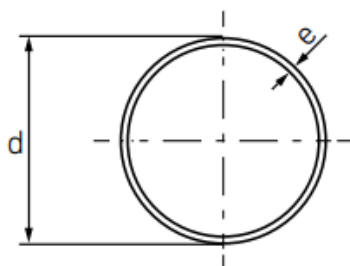
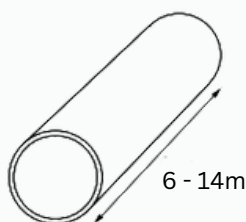




# HDPE Pipes

**Straight**



**Features:**

Material: HDPE-100

SDR: 11

Standard: ISO4427

PN: 16

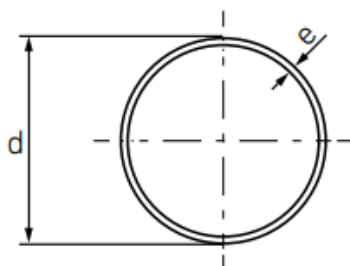
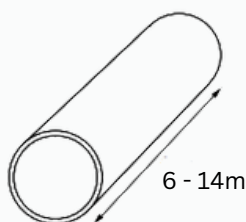
Diameters: 75 to 315 mm

Uses: Transporting water and wastewater under pressure.

**SDR11**

SKU [6 m]	SKU [8 m]	d [mm]	e [mm]	KG / m
75166	7516	<b>75</b>	6.8	1.48
90166	9016	<b>90</b>	8.2	2.15
110166	11016	<b>110</b>	10	3.20
160166	16016	<b>160</b>	14.6	6.74
200166	20016	<b>200</b>	18.2	10.62
225166	22516	<b>225</b>	20.5	13.32
250166	25016	<b>250</b>	22.7	16.40
280166	28016	<b>280</b>	25.4	20.60
315166	31516	<b>315</b>	28.6	26.10



**Features:**

Material: HDPE-100  
 SDR: 13.6  
 Standard: ISO4427  
 PN: 12.5  
 Diameters: 75 to 315 mm  
 Uses: Transporting water and  
 wastewater under pressure.

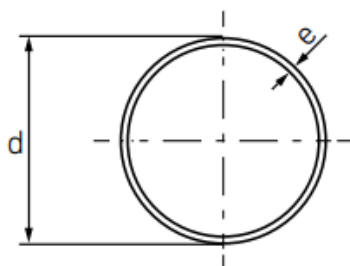
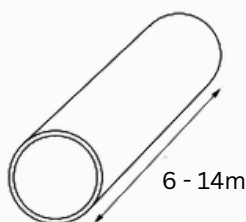
**SDR13.6**

SKU [6 m]	SKU [8 m]	d [mm]	e [mm]	KG / m
75126	7512	<b>75</b>	5.6	1.24
90126	9012	<b>90</b>	6.7	1.80
110126	11012	<b>110</b>	8.1	2.66
160126	16012	<b>160</b>	11.8	5.59
200126	20012	<b>200</b>	14.7	8.68
225126	22512	<b>225</b>	16.6	11.02
250126	25012	<b>250</b>	18.4	13.53
280126	28012	<b>280</b>	20.6	16.98
315126	31512	<b>315</b>	23.2	21.65







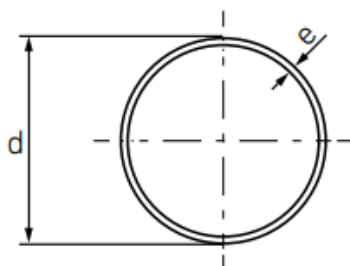
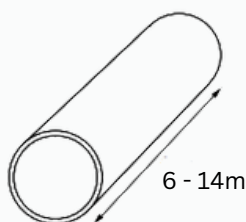
**Features:**

Material: HDPE-100  
 SDR: 17  
 Standard: ISO4427  
 PN: 10  
 Diameters: 75 to 315 mm  
 Uses: Transporting water and  
 wastewater under pressure.

**SDR17**

SKU [6 m]	SKU [8 m]	d [mm]	e [mm]	KG / m
75106	7510	<b>75</b>	4.5	1.02
90106	9010	<b>90</b>	5.4	1.47
110106	11010	<b>110</b>	6.6	2.20
160106	16010	<b>160</b>	9.5	4.59
200106	20010	<b>200</b>	11.9	7.13
225106	22510	<b>225</b>	13.4	9.08
250106	25010	<b>250</b>	14.8	11.09
280106	28010	<b>280</b>	16.6	13.98
315106	31510	<b>315</b>	18.7	17.64



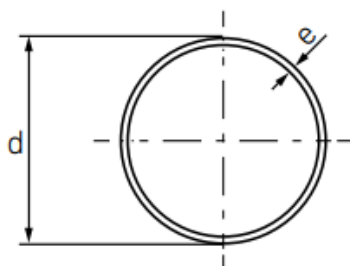
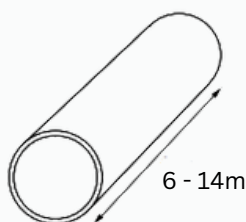
**Features:**

Material: HDPE-100  
 SDR: 21  
 Standard: ISO4427  
 PN: 8  
 Diameters: 75 to 315 mm  
 Uses: Transporting water and  
 wastewater under pressure.

**SDR21**

SKU [6 m]	SKU [8 m]	d [mm]	e [mm]	KG / m
7586	758	<b>75</b>	3.6	
9086	908	<b>90</b>	4.3	
11086	1108	<b>110</b>	5.3	1.78
16086	1608	<b>160</b>	7.7	3.76
20086	2008	<b>200</b>	9.6	5.88
22586	2258	<b>225</b>	10.8	7.36
25086	2508	<b>250</b>	11.9	9.05
28086	2808	<b>280</b>	13.4	11.38
31586	3158	<b>315</b>	15.0	14.35



**Features:**

Material: HDPE-100  
 SDR: 26  
 Standard: ISO4427  
 PN: 6  
 Diameters: 75 to 315 mm  
 Uses: Transporting water and  
 wastewater under pressure.

**SDR26**

SKU [6 m]	SKU [8 m]	d [mm]	e [mm]	KG / m
9066	906	<b>90</b>	3.5	
11066	1106	<b>110</b>	4.2	1.44
16066	1606	<b>160</b>	6.2	
20066	2006	<b>200</b>	7.7	4.74
22566	2256	<b>225</b>	8.6	5.94
25066	2506	<b>250</b>	9.6	
28066	2806	<b>280</b>	10.7	9.18
31566	3156	<b>315</b>	12.2	11.7

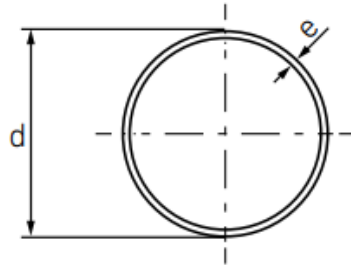






# HDPE Pipes

## Coils

**Features:**

Material: HDPE-100

SDR: 11

Standard: ISO4427


PN: 16

Diameters: 75 to 315 mm

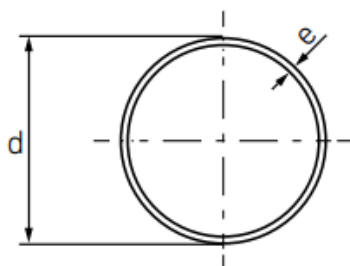
Uses: Transporting water and wastewater under pressure.

**SDR11**

SKU [50 m]	SKU [100 m]	SKU [200 m]	SKU [300 m]	d [mm]	e [mm]	KG / m
-	-	G7516200	G7516300	<b>75</b>	6.8	1.48
-	G9016100	G9016200	-	<b>90</b>	8.2	2.15
G1101650	G11016100	-	-	<b>110</b>	10	3.20
G1601650	-	-	-	<b>160</b>	14.6	6.74





**Features:**

Material: HDPE-100

SDR: 13.6

Standard: ISO4427

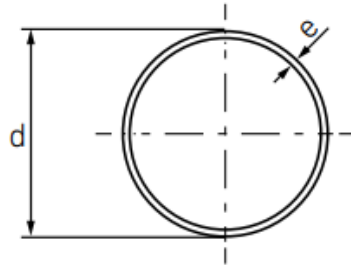
PN: 12.5

Diameters: 75 to 315 mm

Uses: Transporting water and wastewater under pressure.

**SDR13.6**

SKU [50 m]	SKU [100 m]	SKU [200 m]	SKU [300 m]	d [mm]	e [mm]	KG / m
-	-	G7512200	G7512300	<b>75</b>	6.8	1.48
-	G9012100	G9012200	-	<b>90</b>	8.2	2.15
G1101250	G11012100	-	-	<b>110</b>	10	3.20
G1601250	-	-	-	<b>160</b>	14.6	6.74

**Features:**

Material: HDPE-100  
 SDR: 17  
 Standard: ISO4427  
 PN: 10  
 Diameters: 75 to 315 mm  
 Uses: Transporting water and  
 wastewater under pressure.

**SDR17**

SKU [50 m]	SKU [100 m]	SKU [200 m]	SKU [300 m]	d [mm]	e [mm]	KG / m
-	-	G7510200	G7510300	<b>75</b>	6.8	1.48
-	G9010100	G9010200	-	<b>90</b>	8.2	2.15
G1101050	G11010100	-	-	<b>110</b>	10	3.20

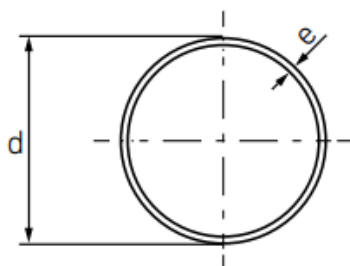

The image shows several large, blue metal spools filled with black, corrugated HDPE pipes. The spools are arranged in a row on a paved surface under a blue sky with scattered white clouds. The pipes have a distinct ribbed texture. A semi-transparent dark grey rectangle is overlaid on the center of the image, containing the main title in yellow and a subtitle in black on a white background.

# HDPE Pipes

**Supplied on Drums**



## HDPE Pipes – Supplied on Drums



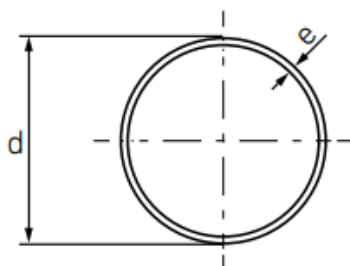

### Features:

Material: HDPE-100  
 SDR: 11  
 Standard: ISO 4427  
 PN: 16  
 Diameters: 75mm to 225mm  
 Uses: Transporting water and wastewater under pressure.

### SDR11

Max per drum [m]	SKU	d [mm]	e [mm]	KG / m
1500	G7516D	<b>75</b>	6.8	1.48
1200	G9016D	<b>90</b>	8.2	2.15
1000	G11016D	<b>110</b>	10	3.20
550	G16016D	<b>160</b>	14.6	6.74
350	G20016D	<b>200</b>	18.2	10.60
300	G22516D	<b>225</b>	20.5	13.30

## HDPE Pipes – Supplied on Drums



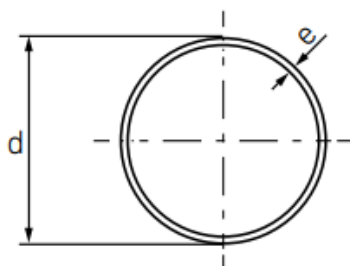

### Features:

Material: HDPE-100  
 SDR: 13.6  
 Standard: ISO 4427  
 PN: 12.5  
 Diameters: 75mm to 225mm  
 Uses: Transporting water and wastewater under pressure.

### SDR13.6

Max per drum [m]	SKU	d [mm]	e [mm]	KG / m
1800	G7512D	<b>75</b>	5.5	1.24
1500	G9012D	<b>90</b>	6.6	1.80
1200	G11012D	<b>110</b>	8.0	2.66
620	G16012D	<b>160</b>	11.8	5.59
350	G20012D	<b>200</b>	14.7	8.68
300	G22512D	<b>225</b>	16.5	11.02

## HDPE Pipes – Supplied on Drums



### Features:

Material: HDPE-100  
 SDR: 17  
 Standard: ISO 4427  
 PN: 10  
 Diameters: 75mm to 225mm  
 Uses: Transporting water and wastewater under pressure.

### SDR17

Max per drum [m]	SKU	d [mm]	e [mm]	KG / m
2000	G7510D	<b>75</b>	4.4	1.02
1700	G9010D	<b>90</b>	5.3	1.47
1500	G11010D	<b>110</b>	6.5	2.20
700	G16010D	<b>160</b>	9.4	4.59
350	G20010D	<b>200</b>	11.8	7.13
300	G22510D	<b>225</b>	13.2	9.08

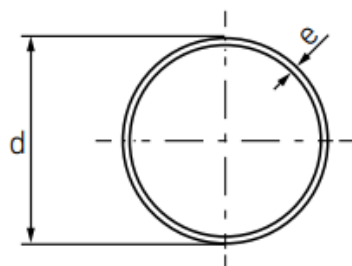
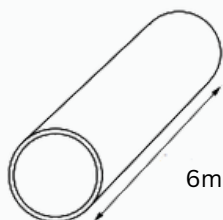






# HDPE Pipes

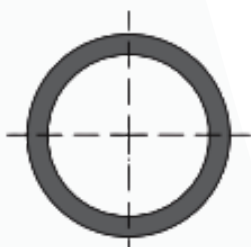
**Slotted / Perforated**

**Features:**

Material: HDPE-100  
 SDR: 21,17,13.6,11  
 Standard: ISO4427  
 Diameters: 75 to 400 mm  
 Uses: Drainage systems

	SDR11	SDR13.6	SDR17	SDR21
d [mm]	e [mm]	e [mm]	e [mm]	e [mm]
75	6.8	5.5	4.4	3.6
90	8.2	6.6	6.7	4.3
110	10	8	8.1	5.3
160	14.6	9.5	11.8	7.7
200	18.2	11.9	14.7	9.6
225	20.5	13.4	16.6	10.8
250	22.7	14.8	18.4	11.9
280	25.4	16.6	20.6	13.4
315	28.6	18.7	23.2	15.0
355	32.2	21.1	26.1	16.9
400	36.3	23.7	29.4	19.0

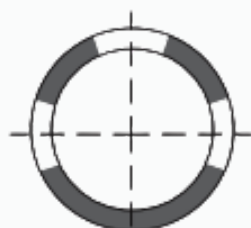


**Slotted pipes in a variety of options:**

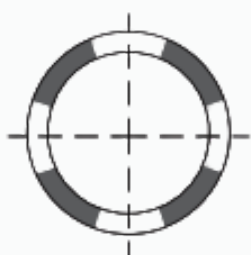
**Closed pipes (UP)** – pipes with slots designed to transport large quantities of water without absorbing it. They serve as collection drains and direct the water through drain shafts to the discharge point.



**Pipes slotted on one-third of their circumference (MP)** – pipes slotted along one-third of their circumference, intended for both partial soil drainage and collection. Their lower part remains closed, allowing for efficient water routing.



**Pipes slotted on two-thirds of their circumference (LP)** – pipes slotted along two-thirds of their circumference, installed on a sloped substrate. They are designed to absorb seepage water, groundwater, and surface runoff through the upper slots, while the closed lower part ensures efficient transport to the drainage system.



**Full-length slotted pipes (TP)** – – the most effective pipes for areas with permeable soil. Thanks to the slots distributed along the entire circumference of the pipe and the use of an appropriate filtration layer, they can absorb and transport not only seepage water and groundwater, but also water resulting from hydrostatic pressure from below.

**\*Additional materials, dimensions and slots types are available upon request.**



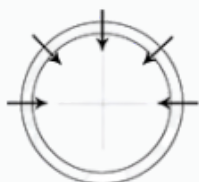




120°

### Perforated pipes in a variety of options

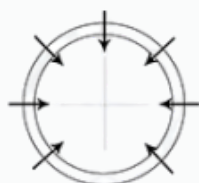
**Closed pipes (120°)** – pipes without holes, designed to transport water in large quantities without the possibility of absorption. They are used to drain concentrated water and route it through drain shafts to the discharge system.



180°

### Perforated pipes on one-third of their circumference (180°) –

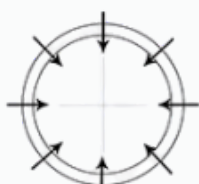
These pipes combine the function of partial drainage of the soil with the function of collection pipes, thanks to the fact that their lower part remains closed and allows for a controlled flow of water.



270°

### Pipes perforated on two-thirds of their circumference (270°) –

These pipes are installed on a sloped surface, and their function is to absorb seepage water, groundwater, and surface runoff through the upper holes, and to lead them through the closed lower part to the drainage system.



360°

**Perforated pipes throughout their length (360°)** – the most effective pipes for places with permeable soil. Thanks to the distribution of holes along the entire circumference of the pipe and the use of a filtration layer, they allow for the effective absorption of seepage water, groundwater and even water under hydrostatic pressure from the bottom, and direct it to drainage.

**\*Additional materials, sizes and perforation types are available upon request.**





### Contact information

A.A.H. Plast Ltd.



HaZorea, Emek Sara, Beer Sheva 18

Phone: 08-6235745

[www.aahplast.com](http://www.aahplast.com)



Hours of operation

Days Sun-Thu

16:00 - 07:00



## A.A.H Plast LTD.

Plastic and F.R.P works for industry